

BASIC SKILLS TEST

The MCA-II/GRAD test replaced the Basic Skills Test for all students entering 8th grade in 2005-06 or later. The BSTs are still around, but only for students who were in 8th grade in 2004-05 or earlier and still have not passed them. After the 2008-09 school year the test will no longer be used. *This report contains information on BST results for grades 9-12.*

The purpose of the Basic Skills Tests (BST) is to make sure that all students have the fundamental skills needed in reading, math, and writing. Students must pass these tests to be eligible for a diploma from any public high school in the state of Minnesota.

Most students pass these tests on their first try (Reading and Math is first given in 8th grade and writing is given in 10th grade). The passing score on Reading and Math BST's is 600, while the Writing BST has a passing score of 3 on a scale of 0 to 6. Students have multiple opportunities to take the tests as they move through their high school years.

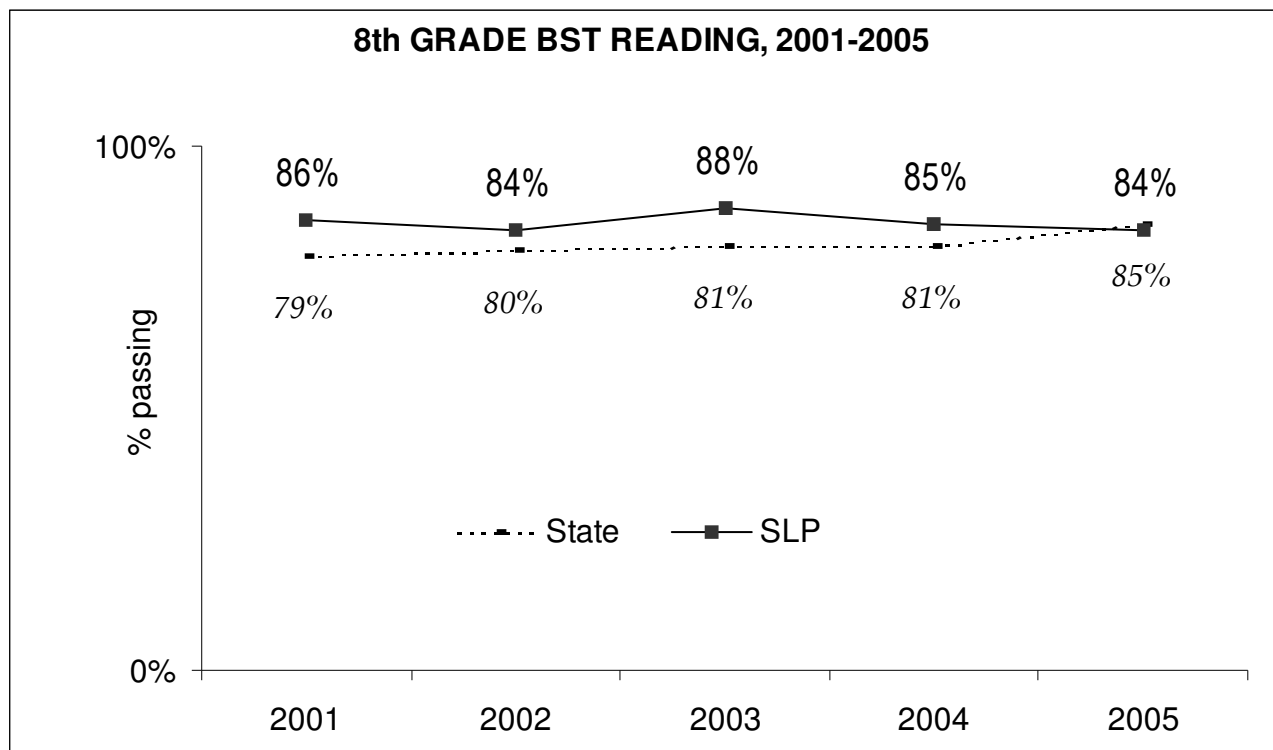
Because the math, reading, and writing tests measure skills necessary for success in school, it is important that students pass these tests as soon as possible. Currently, senior high students needing to work on the basics double up on classes that focus on their area of need. For example, if writing were a problem, a student would take a writing class in addition to their regular Language Arts class. In the extra class, the student would work through a very specific writing curriculum and also get help on the writing tasks required in other classes.

Student demographics:

- The total number of students enrolled in grades 9-12 according to the MARSS report was 1286.
- 11 students each in reading, math and writing passed at individual level under IEPs.
- Ten students took the BST Math translated test, of those 2 passed at the translated level.
- A total of 2 students were exempt:
 - 0 in math
 - 1 in reading (1 in grade 9),
 - 1 in writing (1 in grade 11).

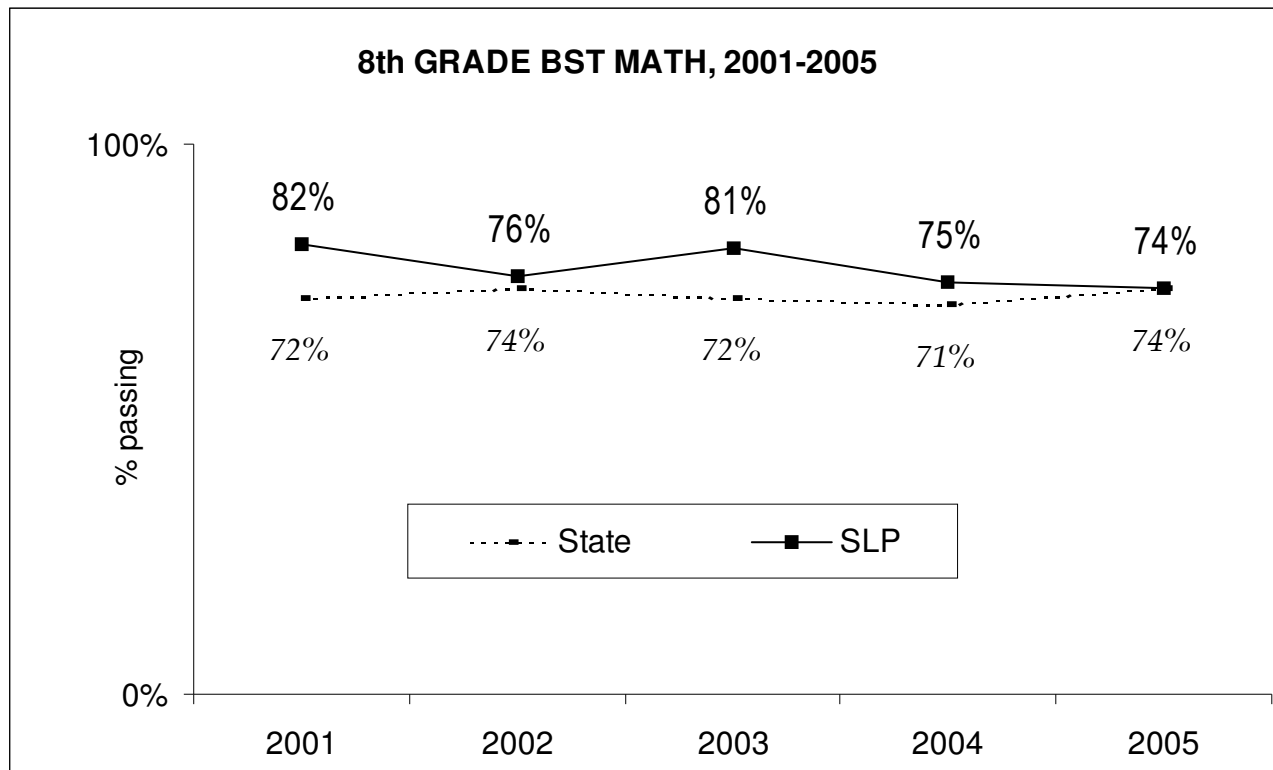
BST READING (8th grade)

Year	Average Scale Score	# Tested
2005	645.6	298
2004	656.1	284
2003	660.8	337
2002	653.9	307



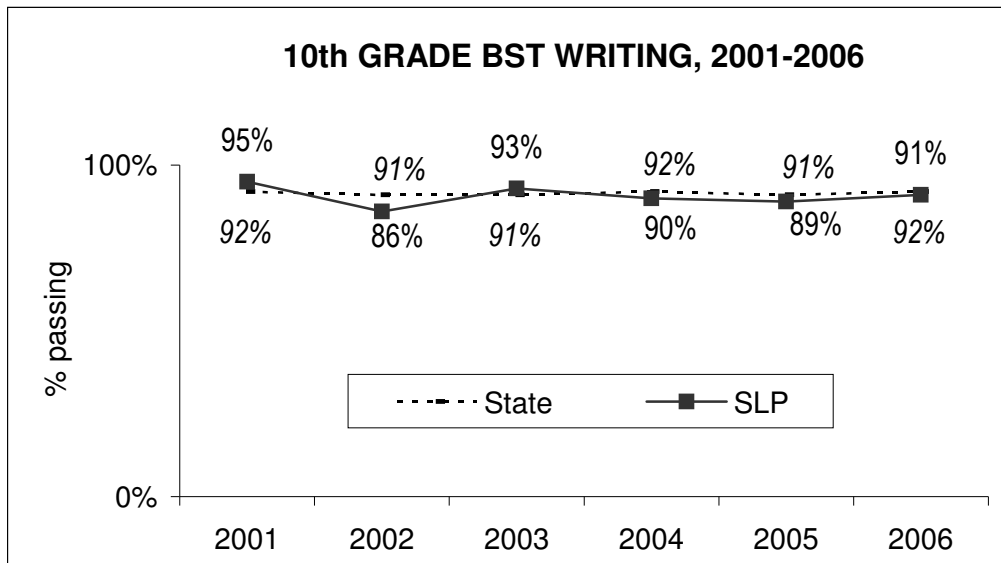
BST MATH (8th grade)

Year	Average Scale Score	# Tested
2005	630.9	298
2004	640.3	286
2003	647.0	334
2002	632.4	307



BST WRITING (10th grade)

Year	Average Scale Score	# Tested
2006	3.7	328
2005	3.2	350
2004	3.2	317
2003	3.3	297
2002	3.2	343



BST DETAILED DATA ON PERCENT PASSING, 2006

GRADE	MATH		READING		WRITING	
	% passing	# passing (total tested)	% passing	# passing (total tested)	% passing	# passing (total tested)
9	22%	19 (87)	26%	19 (72)		
10	25%	16 (64)	16%	7 (44)	91%	300 (328)
11	39%	18 (46)	23%	5 (22)	62%	26 (42)
12	27%	4 (15)	39%	5 (13)	46%	6 (13)