
ANNUAL REPORT ON CURRICULUM, INSTRUCTION AND STUDENT ACHIEVEMENT

Systems Accountability Report

St. Louis Park Public Schools (District 283) 2005-2006

This report was approved by the St. Louis Park Public Schools Board of Education on September 11, 2006.

The complete report will be posted on the district website no later than October 1, 2006.

The fall edition of SCHOOL NEWS, a periodic publication of St. Louis Park Public Schools, will be mailed to every address in the district no later than October 15, 2006. This publication will contain excerpts from the current report, inform readers that the complete report can be viewed online, and provide the url for the report.

CONTENTS

Minnesota Comprehensive Assessments (MCA): Narrative	1
MCA Achievement in the District, Grades 3, 5, 7, 10, 11	2
Northwest Evaluation Association (NWEA) Achievement Levels Tests: Narrative.....	13
NWEA Tests: Achievement in the District, Grades 3-8	14
Basic Skills Tests (BST): Narrative	20
BST Achievement in the District, Grades 8 and 10	21
BST Percent Passing in Grades 9-12.....	24
Adequate Yearly Progress	25
School Improvement Plans	26
Student achievement at the Senior High School	27
Curriculum and Instruction Advisory Committee.....	29
Parent Advisory Committee members	30
SLP Public Schools Testing Chart	31

MINNESOTA COMPREHENSIVE ASSESSMENTS (MCAs)

In the spring of 2006, a new generation of state assessments was implemented, that were aligned with the state standards in reading and math adopted in 2003. This was also the first year that all students in grades 3-8 were tested in reading and math. *Results from 2006 assessments have not yet been released. Hence, this report contains results of state assessments up until April of 2005.*

The grade 5 writing MCA has been discontinued and will be replaced next year with a new grade 6 test called "Minnesota Writes".

During April of 2005, the MCAs were administered to third, fifth and seventh grade students across the state of Minnesota in reading and math as well as writing in grade five. MCAs were administered at high school level as well: reading in grade 10 and math in grade 11 to all students.

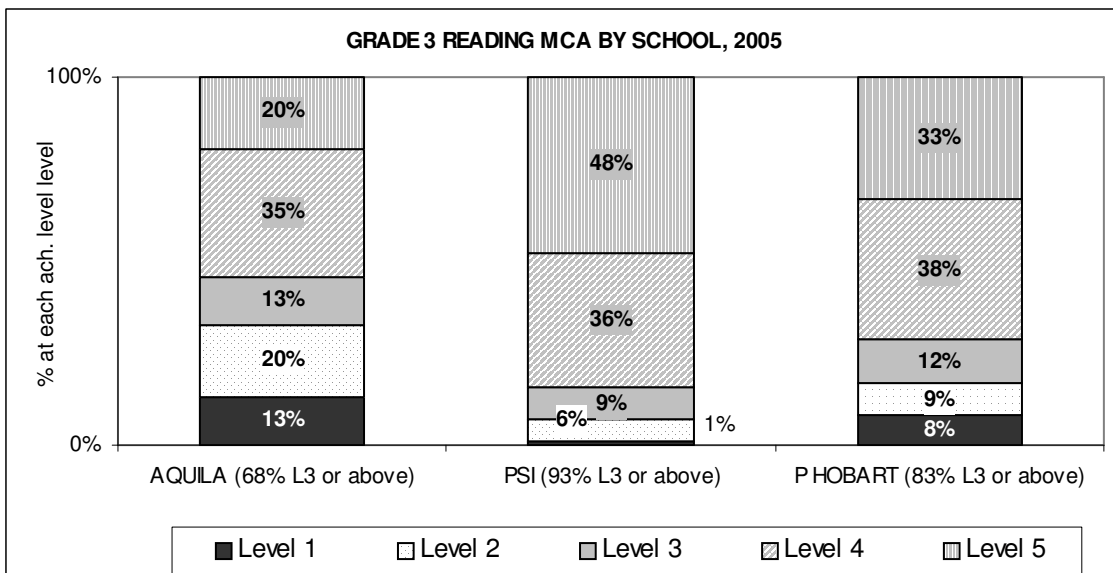
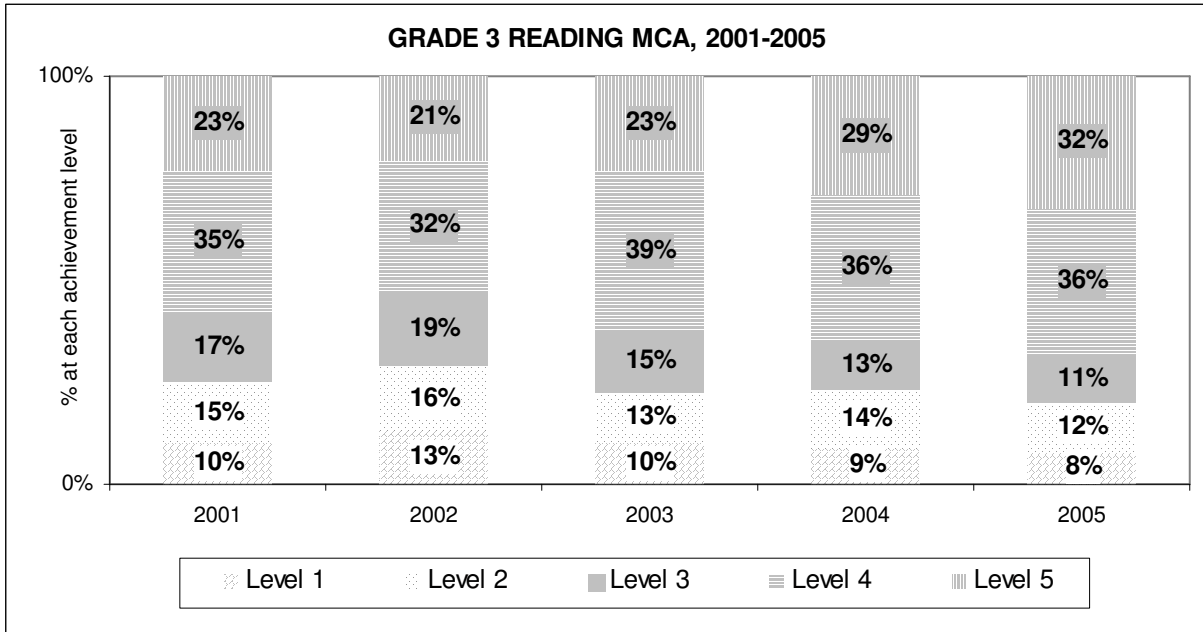
Student achievement is measured on a 5-point achievement scale where 1=gaps in knowledge and skills, 2=partial knowledge and skills, 3=solid grade level skills, 4=working above grade level, and 5=superior performance beyond grade level. A score of 1420 is the equivalent of achievement level 3.

Attached are St. Louis Park's (SLP) district-wide data for both grade levels over the last five years and 2005 data disaggregated by school. Each year represents a different group of students as well as different versions of tests that are not equated for difficulty over time. A scale score is used to show the average score over the district in each year. A score of 1500 represents above grade level performance, and over the last two years all of SLP's average scale scores are well above 1500.

To ensure consistently high results the district fosters a culture of high expectations for all students; focusing on continuity in the k-12 math curriculum; teachers encouraging students to participate and excel; providing effective staff development opportunities; and continuing to use data to support decision-making.

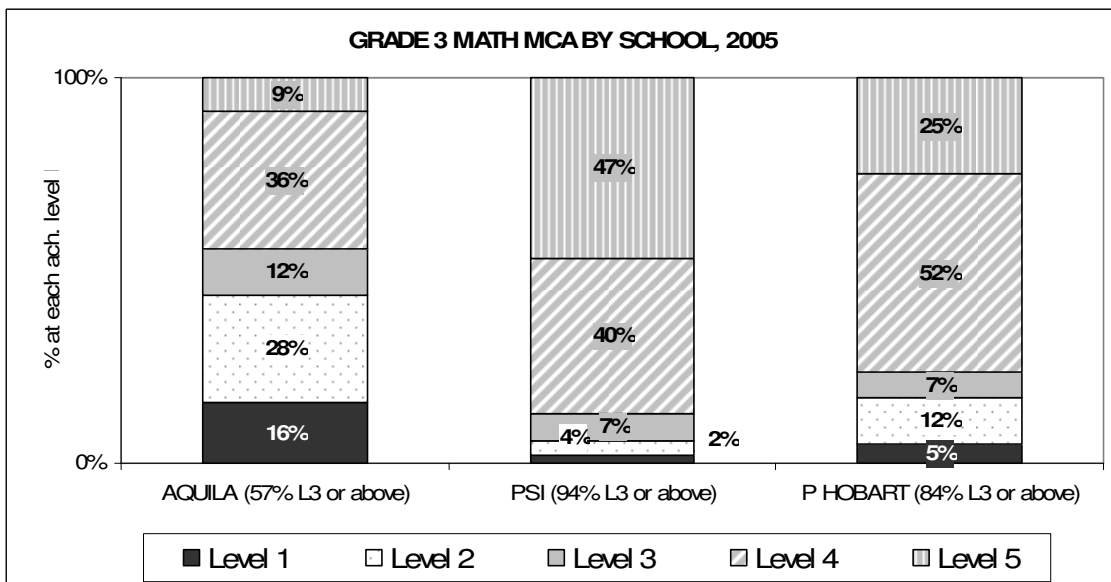
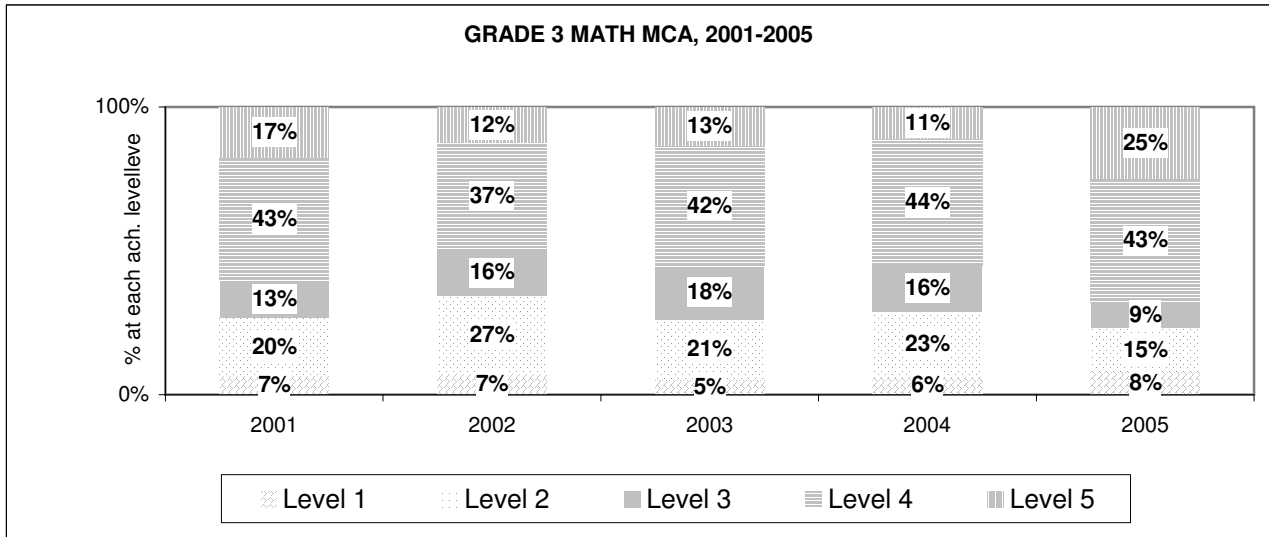
MCA RESULTS: GRADE 3 READING

Year	Average Scale Score	# Tested
2005	1583.6	305
2004	1569.5	310
2003	1545.8	277
2002	1513.3	299
2001	1535.7	361



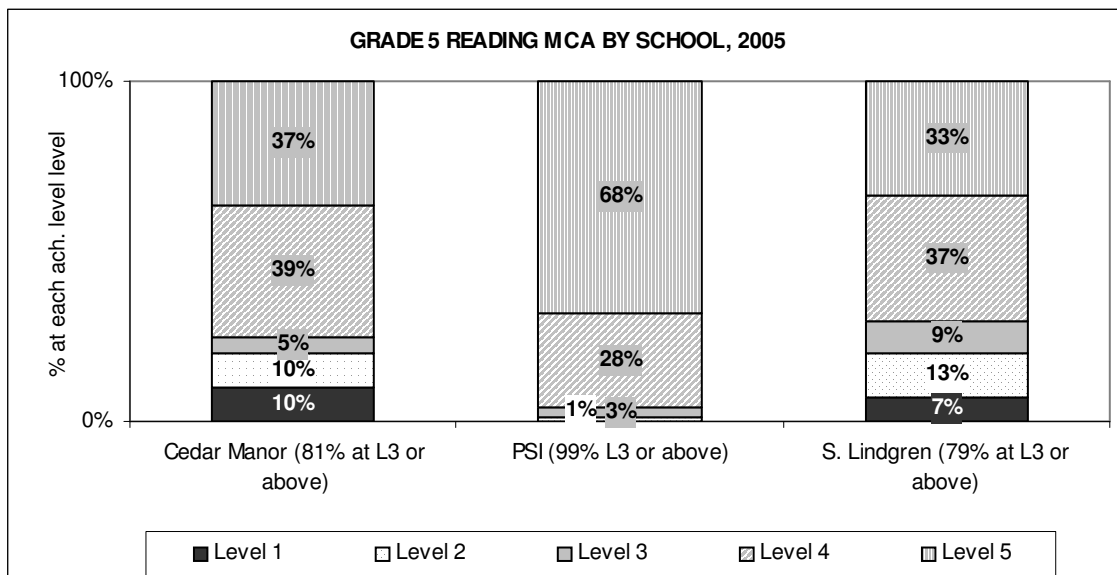
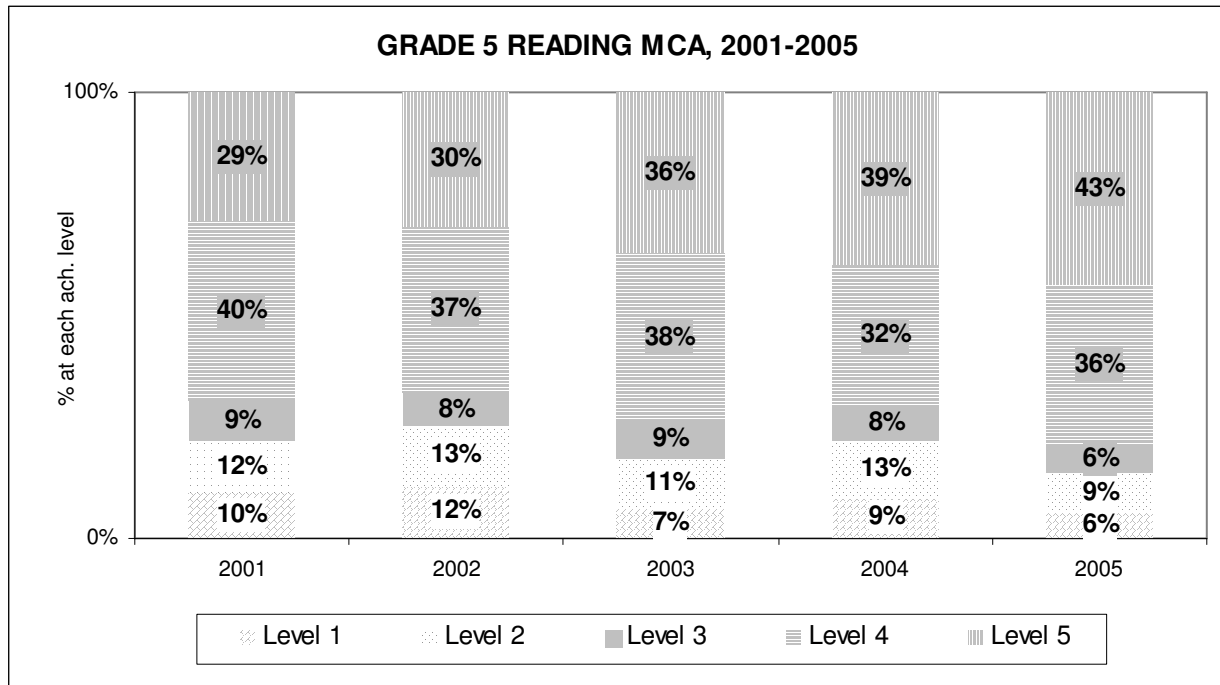
MCA RESULTS: GRADE 3 MATH

Year	Average Scale Score	# Tested
2005	1572.3	306
2004	1518.4	315
2003	1526.4	282
2002	1501.9	309
2001	1534.9	350



MCA RESULTS: GRADE 5 READING

Year	Average Scale Score	# Tested
2005	1647.0	284
2004	1623.2	309
2003	1626.1	342
2002	1572.5	295
2001	1580.8	276



MCA RESULTS: GRADE 5 MATH

Year	Average Scale Score	# Tested
2005	1563.3	286
2004	1552.6	307
2003	1574.1	348
2002	1530.6	296
2001	1521.4	267

