

2008 SLP BUDGET SURVEY RESULTS

Q1. Respondent status

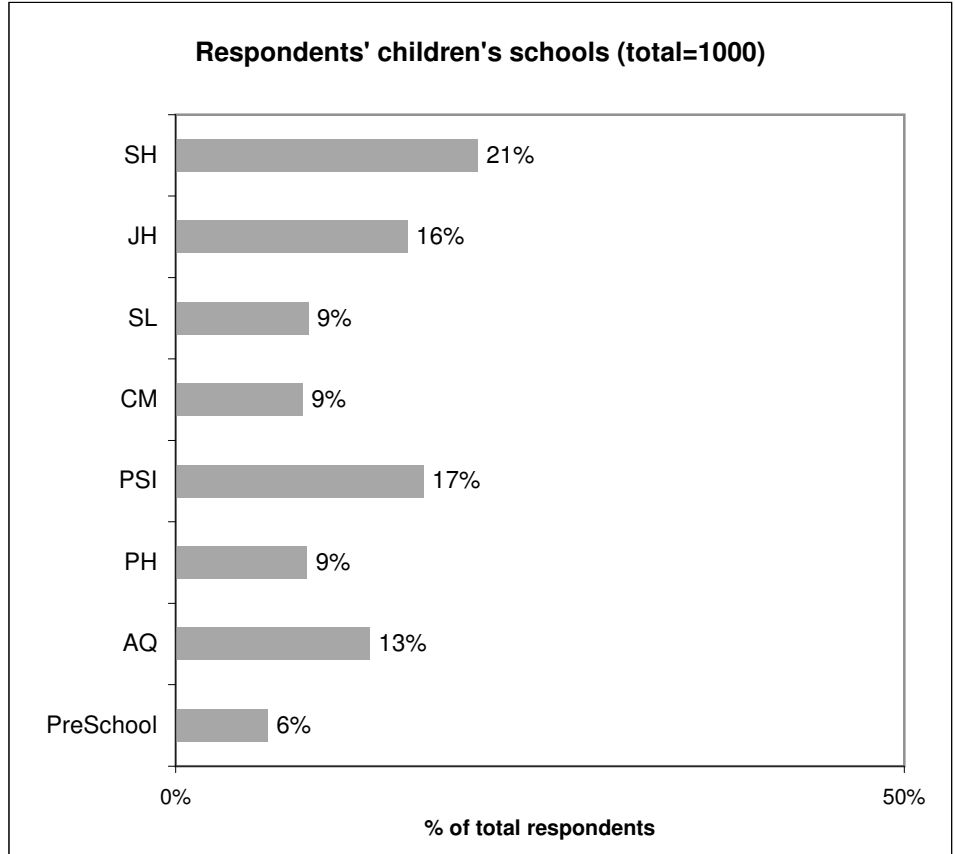
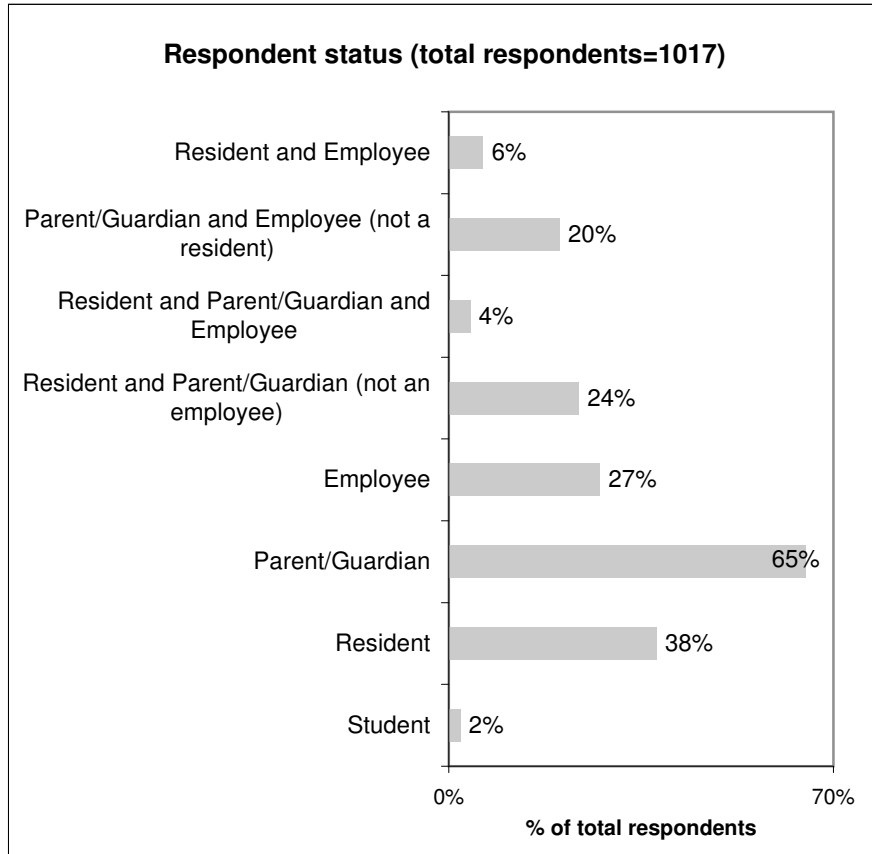
| | # | % of total* |
|--|-------------|-------------|
| Student | 21 | 2% |
| Resident | 384 | 38% |
| Parent/Guardian | 660 | 65% |
| Employee | 279 | 27% |
| TOTAL | 1017 | |
| <hr/> | | |
| Resident and Parent/Guardian (not an employee) | 240 | 24% |
| Resident and Parent/Guardian and Employee | 39 | 4% |
| Parent/Guardian and Employee (not a resident) | 56 | 20% |
| Resident and Employee | 63 | 6% |

*Percentages are based on the total count of respondents.

Q2. Schools at which respondent's children are currently enrolled:

| | # | % of total~ |
|-----------|-----|-------------|
| PreSchool | 63 | 6% |
| AQ | 133 | 13% |
| PH | 90 | 9% |
| PSI | 170 | 17% |
| CM | 87 | 9% |
| SL | 91 | 9% |
| JH | 159 | 16% |
| SH | 207 | 21% |

~Percentages are based on the total count of students at each school.

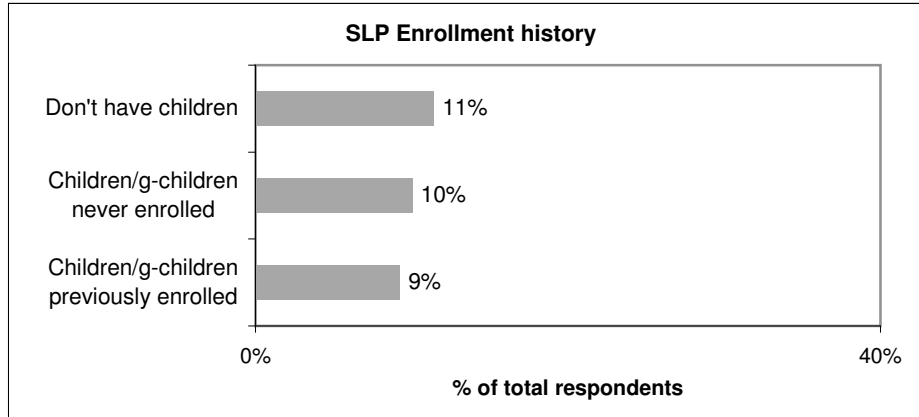


2008 SLP BUDGET SURVEY RESULTS


Q3. SLP enrollment history for parent/guardian respondents

| (don't have chil. currently enrolled in SLP) | # | % of total* |
|--|-----|-------------|
| Children/g-children previously enrolled | 94 | 9% |
| Children/g-children never enrolled | 102 | 10% |
| Don't have children | 116 | 11% |

*Percentages are based on the total count of respondents.



| Q5. District employee's position | # | % of total |
|--|------------|-------------|
| Licensed certified staff | 156 | 56% |
| Administrator/Principal/Manager/Coord/superv | 34 | 12% |
| Support staff | 83 | 30% |
| Skipped question | 6 | 2% |
| TOTAL (respondents who are employees) | 279 | 100% |



| Q4. District employee's work location | # | % of total |
|--|------------|-------------|
| AQ | 27 | 10% |
| PH | 29 | 10% |
| PSI | 29 | 10% |
| CM | 18 | 6% |
| SL | 10 | 4% |
| JH | 19 | 7% |
| SH | 53 | 19% |
| Multiple schools | 32 | 11% |
| Dist office and/or warehouse | 29 | 10% |
| Central or Lenox | 30 | 11% |
| Skipped question | 3 | 1% |
| TOTAL (respondents who are employees) | 279 | 100% |



2008 SLP BUDGET SURVEY RESULTS

| Programs and Services | Numbers indicate number of respondents who gave item a specific rank. | | | (weighted 1=300, 2=200, 3=100) | Total respondents |
|---|---|-----------|-----------|---|-------------------|
| | Rank #1 | Rank #2 | Rank #3 | | |
| African American Advocacy | 3 | 4 | 11 | 2800 | 18 |
| Behavioral managers in grades K-8 | 22 | 31 | 34 | 16200 | 87 |
| Co-curricular athletics and activities | 24 | 37 | 49 | 19500 | 110 |
| Current class sizes in grades 4-12 | 139 | 69 | 42 | 59700 | 250 |
| Current class sizes in grades K-3 | 116 | 91 | 54 | 58400 | 261 |
| Current school and grade configurations | 18 | 20 | 18 | 11200 | 56 |
| Current transportation | 6 | 13 | 15 | 5900 | 34 |
| Current world language offerings (K-12) | 25 | 46 | 42 | 20900 | 113 |
| Elementary band and orchestra | 17 | 38 | 50 | 17700 | 105 |
| Gifted and talented services | 40 | 39 | 34 | 23200 | 113 |
| Guidance counseling | 13 | 13 | 21 | 8600 | 47 |
| Immersion language opportunities | 57 | 70 | 44 | 35500 | 171 |
| IB Diploma and/or Advanced Placement courses at the Senior High School | 40 | 30 | 36 | 21600 | 106 |
| IB PYP (grades K-6) | 105 | 38 | 33 | 42400 | 176 |
| Intervention program for students who are not proficient in mathematics | 15 | 47 | 39 | 17800 | 101 |
| Intervention program for students who are not proficient in reading | 52 | 54 | 52 | 31600 | 158 |
| Professional development for teachers | 20 | 26 | 50 | 16200 | 96 |
| Proportionate allotment of specialists (e.g., LMS, PHY ED and music teachers) according to enrollment at each building | 27 | 53 | 60 | 24700 | 140 |
| Senior High electives (e.g., Art, Family and Consumer Science, Industrial Technology, Music, and Theater electives, etc.) | 44 | 39 | 41 | 25100 | 124 |
| Social work services | 11 | 19 | 28 | 9900 | 58 |
| Swimming pools (JH, SH and CCC) | 7 | 8 | 21 | 5800 | 36 |
| Teaming and looping (student with the same team in grades 7-8) at the Junior High School | 4 | 18 | 20 | 6800 | 42 |

Bold indicates highest numbers in that column.
Based on 1017 responses as of Feb 1, 7am.